

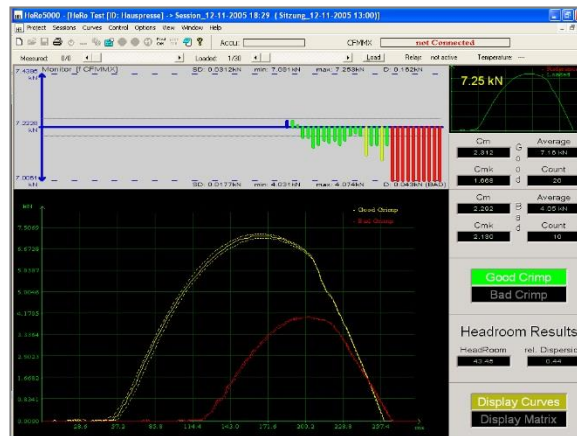
"Your monitoring specialist"  
certified ISO 9001 + ISO 14001



## Crimping Line

### Software HEADROOM HeRo 5000

Software package for determination of the monitoring ability of wire terminal combination



Display of the headroom as diagram in HeRo 5000

#### HeRo 5000 – traceable safety for your wire harness production!

The mass production of wiring harnesses especially in the automotive supply industry must meet the highest quality standards which only can be reached with proven machinery and tools and, of course, acceptable material supply.

HeRo 5000 allows you to determine the "headroom" of crimped wires fast and traceable. The "headroom" is defined as the amount of crimping force related to the compression of the wire. The headroom analysis compares the peak force of a terminal crimped with a wire and the peak force of crimping a terminal without wire. The headroom should be >35%.

So the analysis of the headroom gives you a qualified evidence for the monitoring capability of special wire/terminal combinations. Terminals, which cannot be monitored safely by the crimp force monitor, can be filtered out before production starts.

#### Performance features

- Fast and reliable
- Immediate analysis on PC
- Measurement results can be recalled from a data base
- Printing of reports in different format possible
- "Comment" function



C-tec Cable technologies GmbH & Co.KG  
Ilzstalstrasse 11 Tel.: +49 (0) 8554 – 94 23 9-0  
D-94513 Schönberg Fax: +49 (0) 8554 – 94 23 9-20

eMail: info@cable-tec.net  
HP: www.cable-tec.net

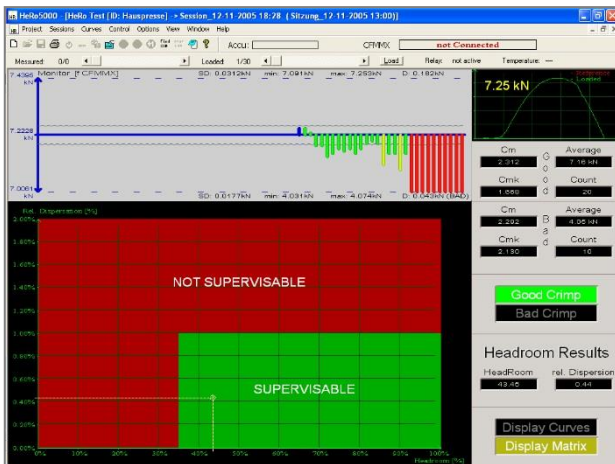
**"Your monitoring specialist"**  
certified ISO 9001 + ISO 14001



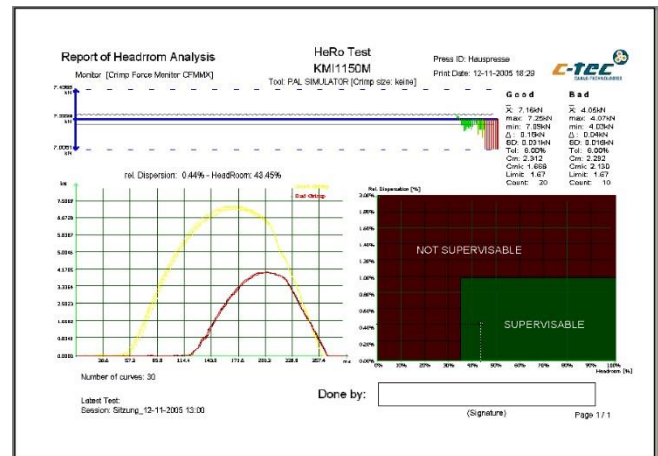
## Crimping Line

### Performing the headroom calculation:

- It is a precondition for the headroom calculation that a piezo sensor is installed in the crimping machine.
- Connect your laptop, equipped with the software **HeRo 5000**, via the C-tec external Interface-Unit FSI with the piezo force sensor installed in the crimping press.
- Start the program and the crimping press. All necessary parameter will be acquired automatically.
- Next step is to make a minimum of 20 good crimps.
- Afterwards make a minimum of 10 crimps with the same terminal without a wire.
- The "headroom" will be automatically calculated and stored.
- All statistical data will be stored press-related in a database.



Matrix display of the headrooms



Generation of reports as pdf documents

### System requirements

- |  |   |
|--|---|
| <ul style="list-style-type: none"> <li> Operating system</li> <li> PC configuration</li> <li> Interface</li> </ul> | <p>WindowsXP with Service Pack 3 / Windows 7 with Service Pack 1 / Windows 8<br/>CPU 1 Ghz clock rate with 1 GByte RAM<br/>RS232C</p> |
|--|---|



C-tec Cable technologies GmbH & Co.KG  
Ilzstalstrasse 11 Tel.: +49 (0) 8554 – 94 23 9-0  
D-94513 Schönberg Fax: +49 (0) 8554 – 94 23 9-20

eMail: info@cable-tec.net  
HP: www.cable-tec.net